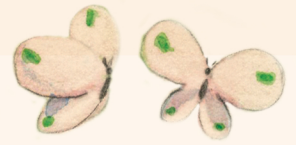


Milk and Juice Activity Kit



Hello friends!

Are you ready to have more fun with Milk and Juice?

Before making picture books I was an elementary school teacher and a Montessori guide. While working on the book I couldn't help but think of all the ways it could inspire kids both at home and in the classroom.

Here are just a few of my ideas. Let me know if you come up with more!

Share them with me on Instagram @crandallbrown,
Or email them to milkandjuiceforever@gmail.com.

Yours Truly,


Meredith



ACT!

Let's play **CRUNCH**, **POP**, **FREEZE!**

Milk and Juice went through lots of transformations- we can too!



Materials: Your imagination!

1. Gather children into a circle and ask them to think of a favorite toy that has plastic. There's a good chance this plastic was recycled.
2. Choose a few children to go to the center of the group.
3. Suggest a container to act out: milk, juice, fruit carton, etc. They can create container's shapes with their arms and legs.
4. Call out, "**CRUNCH!**" Everybody drops to the ground and gets crunched and recycled.
5. Call out, "**POP!**" Everybody pops back up acting out their previously chosen toy.
6. Call out, "**FREEZE!**" Everybody freezes (so it doesn't get too crazy) until you release them to their seats and invite the next set of children to the center of the group.

Optional: Have children guess each other's toys.

DRAW!

After playing Crunch, Pop, Freeze! children can use the three panel comic template on the following page to draw their transformations or think up new ones!

Materials: Print outs of comic template
Pencils
Colored pencils, crayons, or markers

WHAT SHOULD I DRAW (and write)?

First Panel: Draw a plastic character.

Second Panel: Write "CRUNCH!" or your own onomatopoeia. Everyone could generate a list to choose from together- sound words are fun!

Third Panel: Draw your newly recycled character!


Encourage kids to use as much color as they want and make up a little story!




WHO WILL I BE?.....YOU GET TO DECIDE!

1. Draw your container character.
2. Write CRUNCH, or another fun sound word.
3. Draw who they become after they are recycled!


1.



2.




3.



Does your character have a name?

Where do they live?

WRITE!



Have children write recycling adventure stories of their own!

Use the guide on the following page to organize your story ideas. Then write a longer, more detailed story using it for reference.

To make stories feel extra special, mount them on colorful paper or leave room for a border children can decorate. If there are multiple pages, have kids make a fun cover, then do a simple hole punch and yarn binding (make sure there's room on the left for the holes!).

For extra fun, kids could write stories about their characters from the "MAKE A NEW FRIEND" activity.

If you have room, display stories alongside their creations for everybody to enjoy. Another option is to photograph children's creations and attach them to their stories for presentation on a wall.

For even MORE extra fun, children could research and write little reports or include different facts about the countries their characters travel to. You could pin their locations on a world map for everyone to see!

I'd love to see and read about your new friends!
Share them with me on Instagram @crandallbrown
Or email them to me at milkandjuiceforever@gmail.com!

Write a recycling ADVENTURE STORY!!!

Who is your character?

Where do they live?

Who are their friends?

CRUNCH! Oh no! They've been recycled!

Who are they now?

Where are they now?

What are their feelings?

Will they make new friends?

CRUNCH! They've been recycled AGAIN!

Who are they now?

Where are they now?

What are their feelings?

Will they make new friends?

CRUNCH! They've been recycled AGAIN!...but this is their happy ending!

Who are they for their "happily ever after" ?

Where are they now?

What are their feelings?

Who are their friends?

Let's talk about FEELINGS!



Want to dig a little deeper into ideas from MILK AND JUICE? Maybe these discussion questions can help!

MILK?????!



Juice has some pretty big feelings throughout the book. Can you remember some?
(joy, confusion, disappointment, despair)

Can you remember a time you felt any of these emotions?

Have you ever had to maintain hope and stay optimistic?

Do you think Juice ever lost ALL hope of finding Milk again?

How about Milk?

If you could give advice to Juice, what would it be?
When would you give it?